

# On Ruler, guidelines and indicator line styles

Some observations...

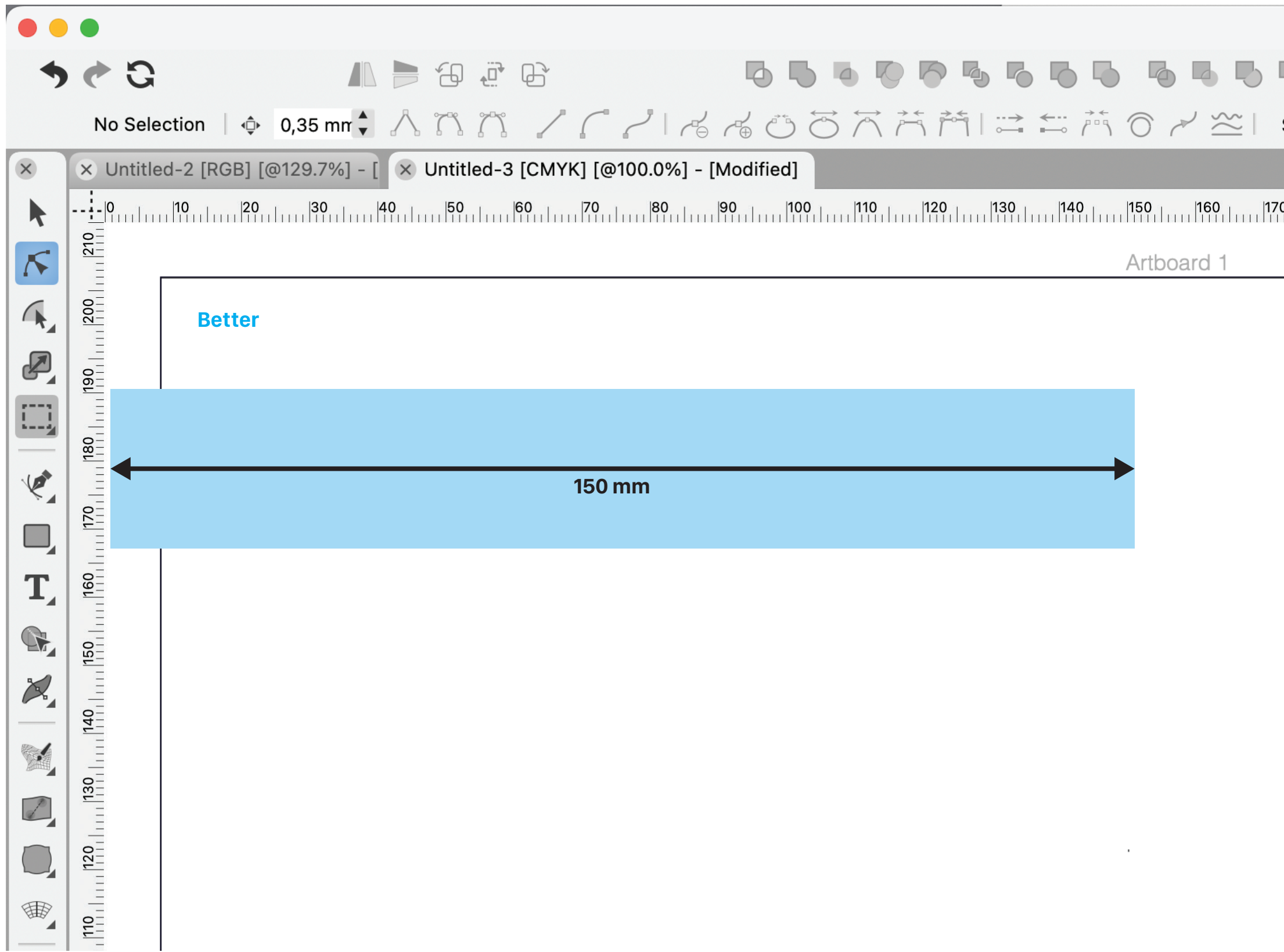
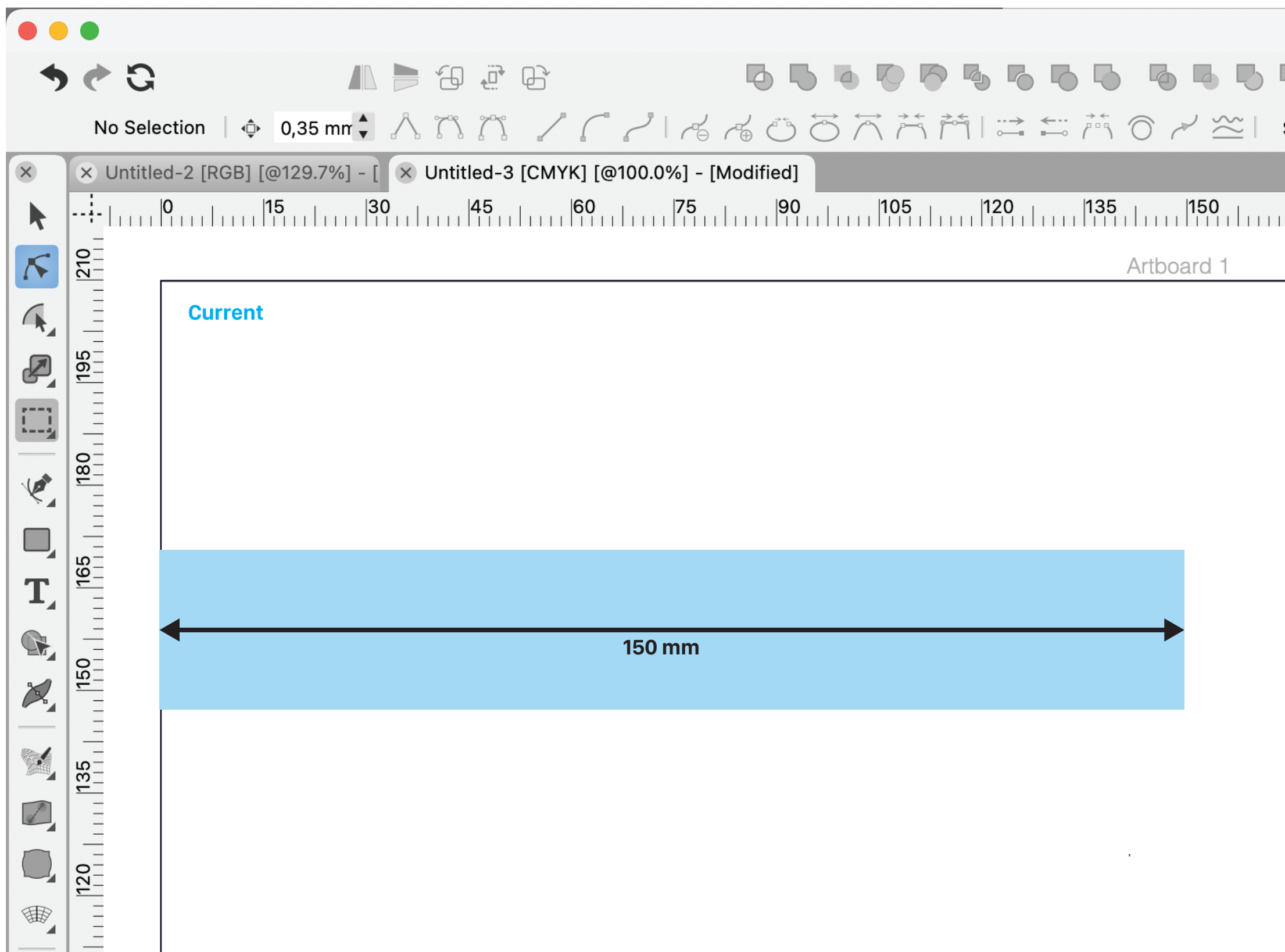
## 1. Rulers

For my taste, the numbers in the ruler are a bit blunt or coarse. The font size is now equal to the default overall font size but looks bigger because they are (Lining) figures. I would suggest reducing the size for the rulers values slightly to Small Caps (Old Style) x-height size. Say 12 > 9 pts (75% to 80%)

Consequence, a better hierarchy between primary and secondary (to which the ruler belongs in my opinion). Then it does not compete with primary text elements and values. Can become more compact and more precise/fine. And... looks so much better.

Note

The Tick Lines are also scaled/shorter in the comparison below.

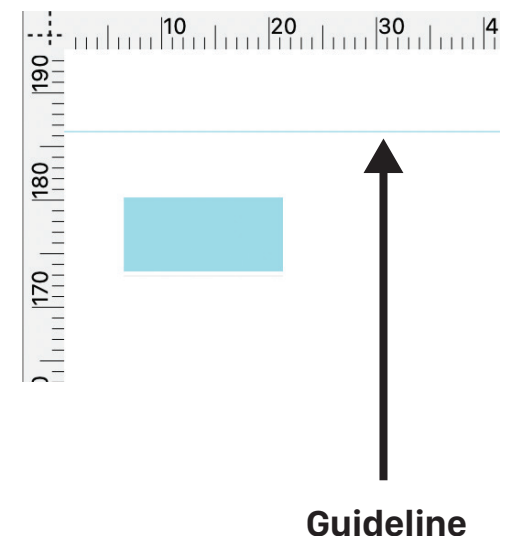


## 2. Guidelines and indicator line styles

It seems to me that the line width values for indicators and rulers have been carried over from the pre-retina era to the present without correction. Lines are barely visible. About half a hairline. Fortunately, most indicator values can be adjusted. I often double the values.

For the guidelines, however, I can only adjust the color. Something I like to do. But if I want to adjust the color to my preference, a subtle non-repro blue, say 70% cyan (Freehand Corporate color : ) the visibility disappears completely. You can only use high contrast colors (black, full red, blue, green) because the line is so thin.

Can the color setting be enriched with a line value? Similar to the (hidden) artboard color/border setting or somewhere else? Or a better robust default of course since there are enough settings to cope with.



## 3. Artboard guidelines

Perhaps a known issue but worth mentioning; artboard rulers cannot be altered manually now in contrast to canvas guides. Only numerically. Bug?